



Code No.	Description of Item	Schedule No	Current Year		Previous Year	
			Amount	Amount	Amount	Amount
SOURCES OF FUNDS						
Reserves and Surplus						
310	MUNICIPAL (GENERAL) FUND	B-1	62106634.74		90255940.91	
311	EARMARKED FUNDS	B-2	73891826.99		65794870.92	
312	RESERVES	B-3	346131671.00		296867185.00	
				482130132.73		452917996.83
Grants, Contribution for Specific purposes						
320	GRANTS, CONTRIBUTIONS FOR SPECIFIC PURPOSES	B-4	479803122.40		417513001.48	
				479803122.40		417513001.48
Loans						
330	SECURED LOANS	B-5	3321305.00		3927525.00	
331	UNSECURED LOANS	B-6	66551341.00		66551341.00	
				69872646.00		70478866.00
	TOTAL			1031805901.13		940909864.31

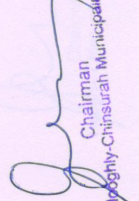
APPLICATION OF FUNDS

Fixed Assets						
Gross Block						
410	FIXED ASSETS	B-11	872487111.00		757556047.00	
Less: Accumulated Depreciation						
411	ACCUMULATED DEPRECIATION	B-11	523834928.00		458185056.00	
412	CAPITAL WORK-IN-PROGRESS	B-11	-18888695.00		-16916437.00	
	Net Block		367540878.00		316287428.00	
Investments						
420	INVESTMENTS-GENERAL FUND	B-12	93103.00		2359482.00	
421	INVESTMENTS-OTHER FUND	B-13	73478290.00		60692910.00	

Code No.	Description of Item	Schedule No	Current Year		Previous Year	
			Amount	Amount	Amount	Amount
	Working Capital		73571393.00			63052392.00
	Current assets, loans & advances					
430	STOCK-IN-HAND	B-14	2111368.72		2091512.00	
431	SUNDRY DEBTORS (RECEIVABLES)	B-15	5546536.66		9673174.80	
432	ACCUM. PROVISIONS AGAINST DEBTORS (RECEIVABLES)	B-15	40000.00		40000.00	
440	PRE-PAID EXPENSES	B-16	15964.00		15964.00	
450	CASH AND BANK BALANCE	B-17	397681566.91		370949981.53	
460	LOANS, ADVANCES AND DEPOSITS	B-18	12248514.88		13051423.88	
461	ACCUM. PROVISIONS AGAINST LOANS, ADVANCES & DEPOSITS	B-18	0.00		0.00	
	Less: Current Liabilities & Provisions					
340	DEPOSITS RECEIVED	B-7	26748100.10		23899975.36	
341	DEPOSITS WORKS	B-8	3341535.00		2364845.00	
350	OTHER LIABILITIES (SUNDRY CREDITORS)	B-9	44231476.47		37973702.47	
360	PROVISIONS	B-10	0.00		0.00	
	Other Assets		343324639.60			331563533.38
470	OTHER ASSETS	B-19	0.00		0.00	
	Misc. Expenditure (to the extent not written off)		0.00			0.00
480	MISCELLANEOUS EXPENDITURE TO BE WRITTEN OFF	B-20	247366790.53		229986510.93	
	TOTAL		1031805901.13		229986510.93	940909864.31


Accounts & Finance Coordinator
Hooghly-Chinsurah Municipality


Finance Officer
Hooghly-Chinsurah Municipality


Chairman
Hooghly-Chinsurah Municipality

Form 88 [Vide Rules 239 & 260]
 Name of Urban Local Body : HOOGHLY-CHINSURAH Municipality
INCOME AND EXPENDITURE STATEMENT FOR THE YEAR 2016-2017

Item/Head of Account	Schedule No	Previous Year Amount (Rs.)	Current Year Amount (Rs.)
2	3	4	5
INCOME			
10 TAX REVENUE	I-1	11538531.00	12631795.02
20 ASSIGNED REVENUES AND COMPENSATIONS	I-2	7690543.00	7277920.00
130 RENTAL INCOME FROM MUNICIPAL PROPERTIES	I-3	3727737.00	14424458.00
140 FEES AND USER CHARGES	I-4	36616270.00	45256624.86
150 SALE AND HIRE CHARGES	I-5	1179420.00	1838320.00
160 REVENUE GRANTS, CONTRIBUTIONS AND SUBSIDIES	I-6	215677117.00	280882724.00
171 INTEREST EARNED	I-8	16560902.83	865333.71
180 OTHER INCOME	I-9	137252.87	1476829.99
A Total - INCOME		293127773.70	364654005.58
EXPENDITURE			
210 ESTABLISHMENT EXPENSES	I-10	137778746.00	169506168.81
220 ADMINISTRATIVE EXPENSES	I-11	14798297.00	18345224.00
230 OPERATION AND MAINTENANCE	I-12	54164564.30	76072634.28
240 INTEREST AND FINANCE CHARGES	I-13	126933.00	164129.96
250 PROGRAMME EXPENSES	I-14	48768453.00	52364053.00
272 DEPRECIATION	I-0	54872980.00	65649872.00
280 PRIOR PERIOD ITEM	I-0	80.00	26891388.30
B Total - EXPENDITURE		310510053.30	408993470.35
A-B Gross surplus/(deficit) of income over expenditure		17382279.60	44339464.77
		DEFICIT	DEFICIT

[Signature]
 Accounts & Finance Coordinator
 Hooghly-Chinsurah Municipality

[Signature]
 Finance Officer
 Hooghly-Chinsurah Municipality

[Signature]
 Chairman
 Hooghly-Chinsurah Municipality